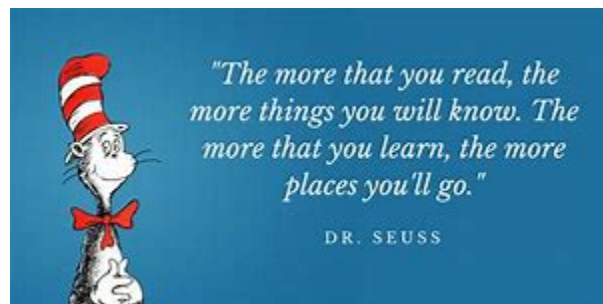


Tuesday 19th May 2020

Good morning Class !! Did you have a nice Monday? We both made sure that we went for a walk to get some fresh air. Islay liked pointing at the beautiful flowers along the way. They really made her smile.



Did you enjoy yesterday's activities? Islay enjoyed learning some of the names of the objects you spotted in the picture. They even helped her on our walk. She spotted a tree and tried so hard to say it. So, thank you for your help!

We have got some more exciting activities for you today. We hope that you enjoy them as much as we do.

Remember, if you have any questions, you can email us. 😊

Don't forget to keep practising your challenges and enjoy a story before bed.

Have a great day!

Mrs Potter and Miss Starrs.

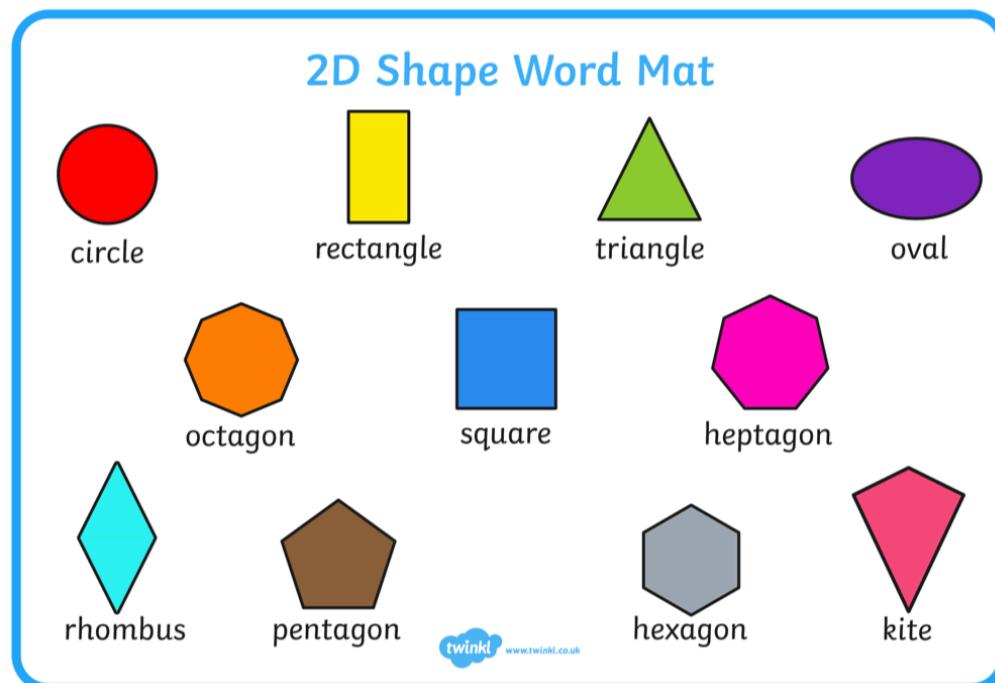
We love to have a dance, so we thought we could start our day off with a little boogie! This is one of Miss Starrs favourites...

https://www.youtube.com/watch?v=KVE-T2_vLpY

Subject	Task:
<p>Literacy</p>	<p>Yesterday, we told you about Islay's favourite story. Do you remember the title? Here is a little clue...</p> <div data-bbox="730 293 1011 730" data-label="Image"> </div> <p>You guessed it...Little Red Riding Hood.</p> <p>She loves to visit her Grandma and always takes some treats.</p> <div data-bbox="647 969 1147 1245" data-label="Image"> </div> <p>Today we want you to think of what Little Red Riding Hood might take in her basket. Here are some ideas to help you:</p> <div data-bbox="309 1570 531 1778" data-label="Image"> </div> <div data-bbox="577 1500 880 1814" data-label="Text"> <p>fresh milk crusty bread creamy cheese delicious cupcakes tangy orange juice</p> </div> <div data-bbox="1038 1541 1372 1852" data-label="Image"> </div> <p>Create a list of things Grandma might enjoy and if you can add an adjective to describe it. Add a picture to your list.</p>

Challenge — you have 30 seconds, name as many 2D shapes as you can.
Go!

Here are some shapes... did you forget any?



Today, we are going to practise making patterns with 2D shapes.

Look at my shape pattern. Name the shapes as you see them.



Now try saying this pattern out loud. Do you know what comes next?





If you got square then circle...you are correct! Well done!



Have a look at these patterns and then see if you can complete them.




Repeating Patterns





Can you continue the patterns below?






1.

									
---	---	--	--	--	--	--	--	--	--
2.

									
---	---	--	--	--	--	--	--	--	--
3.

									
---	---	---	--	--	--	--	--	--	--
4.

									
--	--	--	--	--	--	--	--	--	--
5.

									
---	---	---	---	---	--	--	--	--	--

Tip- Also look carefully at the colours and size!

I spoke to Mrs Martin yesterday; she is a bit puzzled. Can you help her?

Amir and Eva are making patterns.

Eva



Amir



Eva

Our patterns are exactly the same.

Our patterns are different.



Amir

Her friends have made this pattern...who do you agree with?

Can you tell Mrs Martin and tell her why?

Phonics

Read the questions below. Think about the answer. Is it 'yes' or is it 'no'? Do as many as you can.

1. Can a dog sit?
2. Can a pin nap?
3. Can a duck quack?
4. Can a rabbit yell at a man?
5. Can crabs clap hands?
6. Can we see the stars on a clear night?


Topic:

Robot Material Madness!

Science:
























Oh my...just look at these robots. They are made from lots of different materials. But, are they the same? Your first job is to recognise some of the differences between the robots.


















































Here is a little clue to start you off... look at what is above their heads!



Then, how many different materials can you spot in the picture? You might want to find some of these objects in your home to help you.

Phonics: Phase 2-5 sounds

s 	a 	t 	p 	i 	n 	m 	d 
g 	o 	c 	k 	ck 	e 	u 	r 
h 	b 	f 	ff 	l 	ll 	ss 	

j 	v 	w 	x 	y 	z 	zz 	qu 	air 
ch 	sh 	th 	ng 	ai 	ee 	igh 	oa 	ure 
oo 	oo 	ar 	or 	ur 	ow 	oi 	ear 	er 
ay 	ou 	ie 	ea 	oy 	ir 	ue 	ue 	
aw 	wh 	ph 	ew 	ew 	oe 	au 	ey 	
a-e 	e-e* 	i-e 	o-e 	u-e 	u-e 			

*even

